




# Beavertail Low Loader



## BEAVERTAIL LOW LOADER

*Versatile by Design. Built for Year-Round Work.*

- 19T / 27T Gross Trailer Weight
- Approx. 15,360 kg / 22,000 kg Payload
- Full drop-down hydraulically operated steel chequer plate beavertail
- Adjustable ramps to suit machine widths
- Timber deck with steel chequered beavertail
- Heavy-duty 8 stud leaf spring axles
- All-wheel hydraulic braking

### Optional Features:

- Adjustable / rotary towing eye
- Air or oil braking with ABS
- Commercial axle upgrade / Wheel options
- Hayladders, Swing Outriggers, Bolsters
- Toolboxes, custom colour & length options

### Applications:




Plant & Machinery  
Transport  
Crops, Bales & Agri-  
Materials, Groundworks  
& Construction



**Built to your specification.**  
Scan to chat with our team  
on WhatsApp.

## Beavertail Low Loader Overview



-  Versatility.
-  Innovation.
-  Performance.

### Technical Specifications:

- **Weights (kg):** 19,000 gross · 26ft length · 15,360 payload · 3,640 unladen
- **Weights (kg):** 27,000 gross · 26ft length · 22,000 payload · 4,960 unladen
- **Overall Size (mm):** 26FT 9750 / 2500 / 2300 · 28FT 10360 / 2500 / 2300
- **Flat Platform Length (mm):** 26FT 7920 · 28FT 8540
- **Beavertail Length (mm):** 2500
- **Platform Height (mm):** 1050
- **Wheel Track Width (mm):** 1850 (adjustable)
- **Floor:** 50mm Swedish kiln-dried softwood
- **Axles:** 8 stud · ADR · 9,000 kg · Leaf sprung
- **Braking:** Hydraulic all-wheel braking · 300 × 90
- **Tyres / Speed:** 445/45 R19.5 · 40 KPH
- **Maximum Hitch Load:** 3,500 kg

*Available in tandem or tri-axle configurations. Specifications may vary depending on configuration. Dimensions shown for 20ft + 24ft models, other lengths available on request.*

