



C900

CRUSHER



HERBST C900 CRUSHER

High performance compact jaw crusher

- 900 × 450 mm jaw crusher
- Self-contained Stage 5 diesel power unit
- Hydraulic jaw adjustment system
- Adjustable crush size: 40–100 mm
- Output Capacity up to 150 TPH
- Heavy duty discharge conveyer
- Compact transport dimensions
- Overband magnet
- Tracked undercarriage with dog lead remote
- Unladen Weight – 17,500 kg

C900 Applications:

Demolition, Recycling,
Construction, Quarrying,
Aggregate Production,
Site Clearance

Materials Processed:

Concrete, Brick, Rock,
Asphalt, Demolition
Waste, Rubble



Got Questions? Scan to
chat on WhatsApp!






Scan for video
demonstrations

C900 Overview

The Herbst C900 Tracked Crusher is a high performance compact jaw crusher designed for demolition, recycling and aggregate production applications. Equipped with a 900 × 450 mm jaw aperture and sensor controlled grizzly feeder, the C900 delivers efficient material processing while maintaining compact transport dimensions for ease of movement between sites.

Its tracked undercarriage and self-contained diesel hydraulic power unit allow the machine to operate independently in demanding environments, while the hydraulic jaw adjustment system enables operators to quickly regulate crush size to suit varying applications.

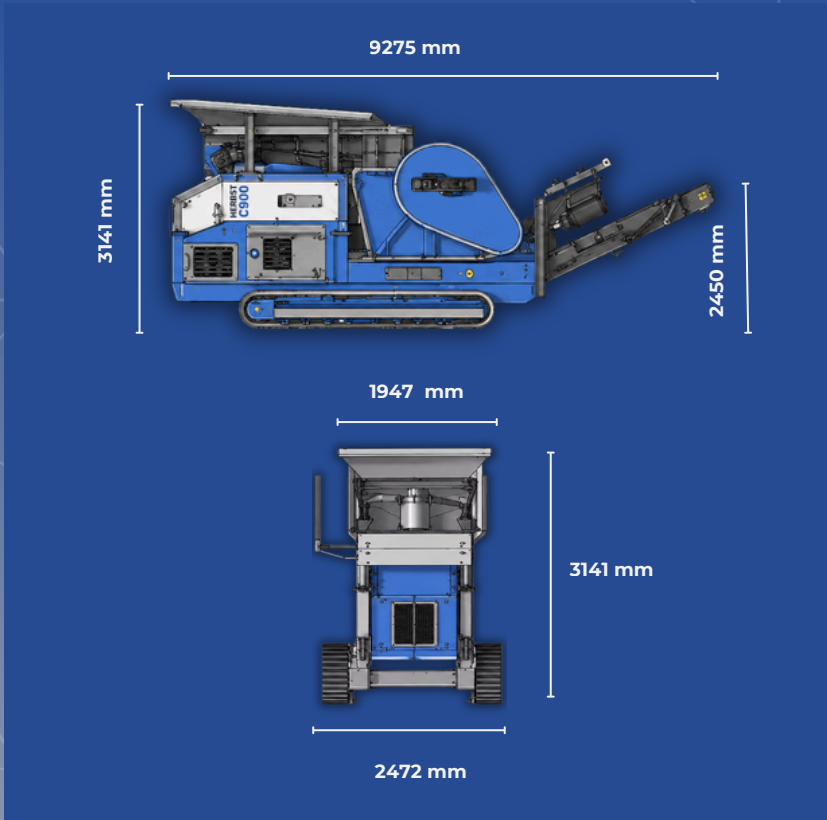
Designed with serviceability, transportability and productivity in mind, the C900 combines strong crushing performance with straightforward operation and reliable day-to-day running.

-  **Versatility.** Handles demolition, recycling and aggregate applications.
-  **Innovation.** Modern hydraulic controls with efficient material flow.
-  **Performance.** High output crushing with compact transport dimensions.



C900 Technical Specifications

Drawings & Key Dimensions



Key Specifications

Transport Length / Width / Height (mm)	7287 / 2472 / 3276 (23' 11" / (8' 1") / (10' 9")
Working Length / Width / Height (mm)	9275 / 2472 / 3141 (30' 5" / (8' 1") / (10' 4")
Jaw Size (mm)	900 × 450 (35" × 18")
Adjustable Crush Size	40 mm - 100 mm
Hopper Length / Width (mm)	2736 / 1947 tapering to 1125 mm
Feed Height (mm)	3141 (10' 4")
Powerpack	Stage 5 Diesel Hydraulic Powerpack
Output Capacity	Up to 150 TPH
Unladen Weight	17,500 kg



Materials Processed:

- Concrete
- Brick
- Rock
- Asphalt
- Demolition
- Waste
- Rubble



C900 Applications:

- Demolition
- Recycling
- Construction
- Quarrying
- Aggregate Production
- Site Clearance



 +44 (0)28 8077 1568

 +44 (0) 7880 073807

 info@herbst.co.uk

