



# 16T Gross Low Loader



## HERBST 16T LOW LOADER

*Strong. Practical. Built for plant transport.*

- 16,000 kg gross trailer weight
- Approx. 12,000-12,900 kg payload
- Twin axle low loader
- Sprung, lowered steel loading ramps
- Closed beavertail (chequer plate)
- All-wheel hydraulic braking
- 50mm heavy-duty fixed towing eye

### Optional Features:

- Adjustable / rotary towing eye
- Commercial axles (10-stud up to 105 KPH)
- Air / oil braking options
- Hydraulic ramps
- Hydraulic or manual jack leg
- Toolboxes, custom colour & length options

### Applications:




Plant & Machinery  
Transport, Groundworks,  
Construction, Forestry,  
Agriculture.



**Built to your specification.**  
Scan to chat with our team  
on WhatsApp.

## 16T Low Loader Overview



-  Versatility.
-  Innovation.
-  Performance.

### Technical Specifications:

- **Weights (kg):** 16,000 gross · 12,900 payload · 3,100 unladen
- **Overall Size (mm):** 20FT 8450 / 2500 / 2300 · 24FT 9440 / 2500 / 2300
- **Flat Platform Length (mm):** 20FT 4750 · 24FT 5750
- **Beavertail Length (mm):** 1620
- **Ramp Size (mm):** 1650 / 900
- **Platform Height (mm):** 930
- **Wheel Track Width (mm):** 1850
- **Floor:** 50mm Swedish kiln-dried softwood
- **Axes:** 2 × 8 stud · ADR · 9,000 kg · Leaf sprung
- **Braking:** Hydraulic all-wheel braking · 300 × 90
- **Tyres / Speed:** 215/75 R17.5 (New J Rated) · 50 KPH
- **Maximum Hitch Load:** 3,500 kg

*Dimensions shown for 20ft + 24ft models, other lengths available on request*

